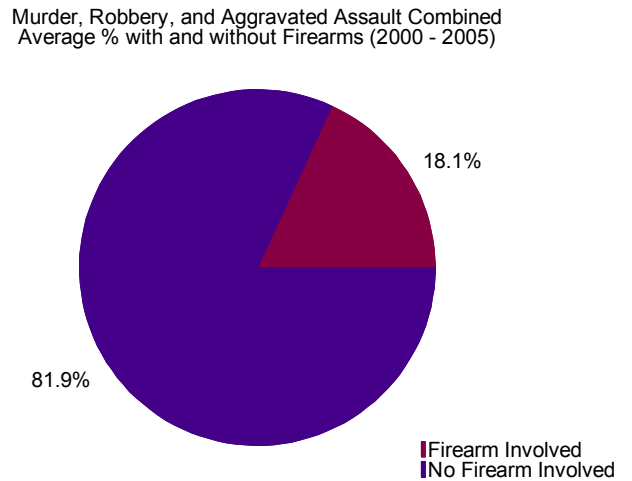
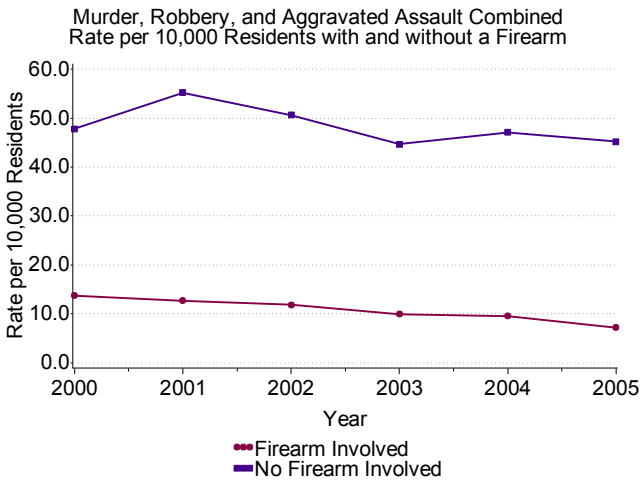
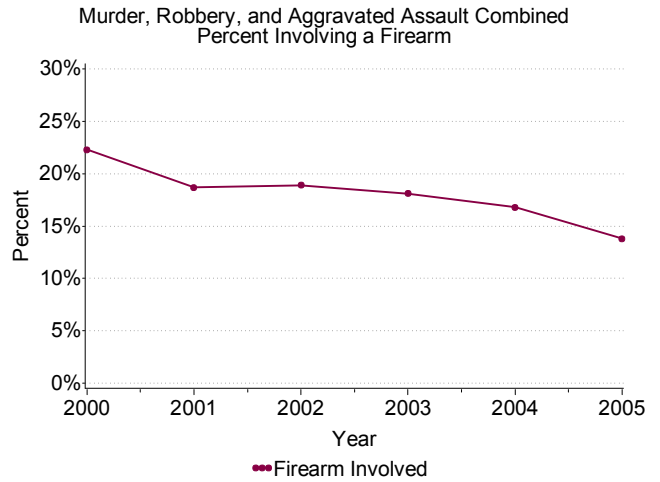
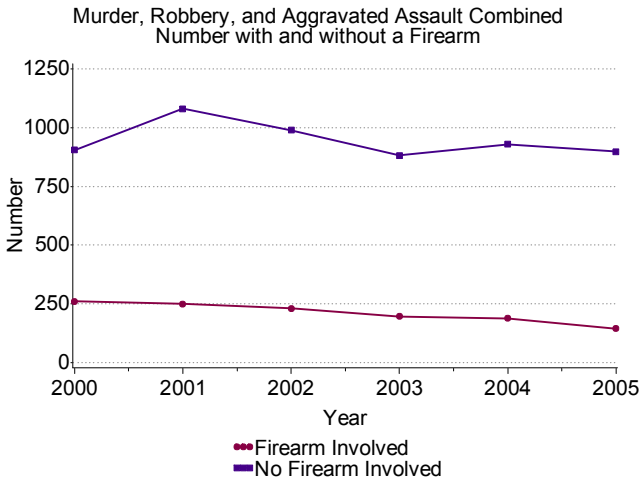


# Firearm Crime Report: Spokane PD

## Murder, Robbery, and Aggravated Assault Combined



Murder, Robbery, and Aggravated Assault Combined		2000	2001	2002	2003	2004	2005
Number	Firearm Involved	260	249	230	195	188	144
	No Firearm Involved	905	1,081	989	882	930	898
	Total	1,165	1,330	1,219	1,077	1,118	1,042
Percent	Firearm Involved	22	18	18	18	16	13
	No Firearm Involved	78	82	82	82	84	87
Rate per 10,000	Firearm Involved	13	12	11	9	9	7
	No Firearm Involved	47	55	50	44	47	45
	Total	61	68	62	54	56	52

Note: "All Violent Crimes" represents the combined total of all Murders, Forcible Rapes, Robberies, and Aggravated Assaults.

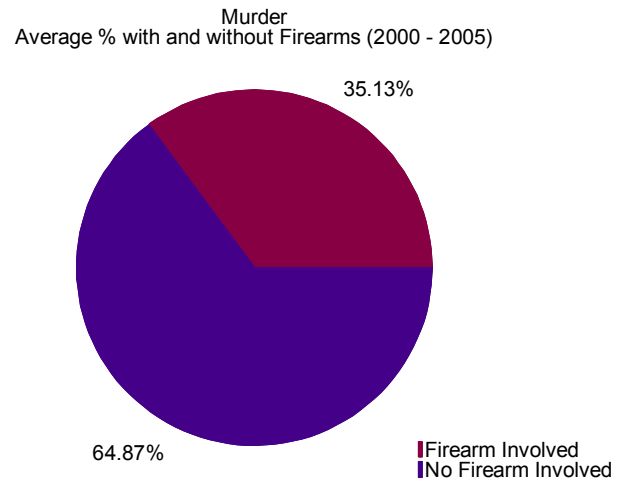
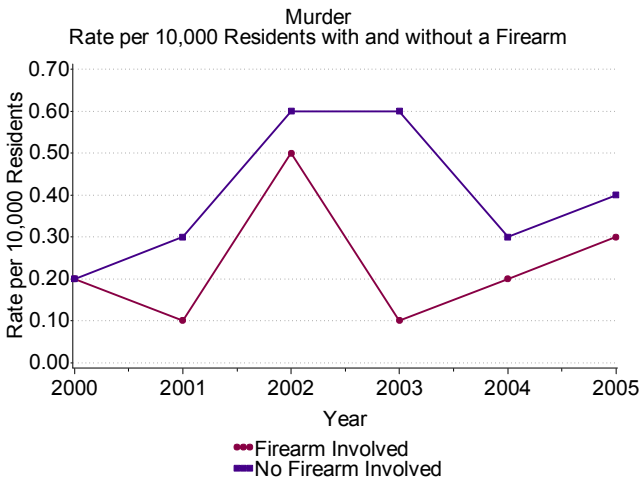
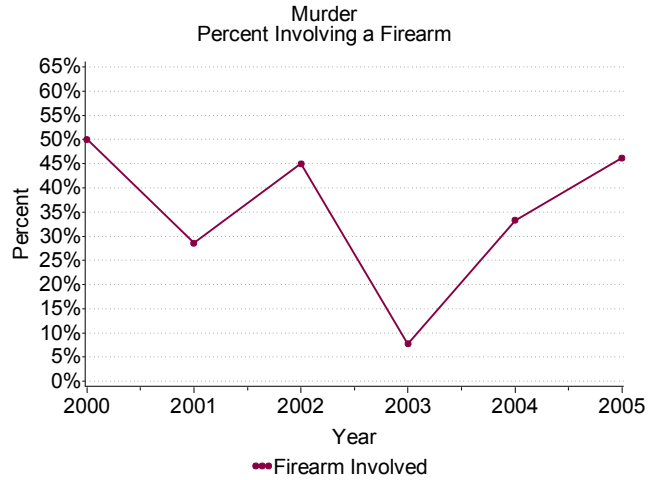
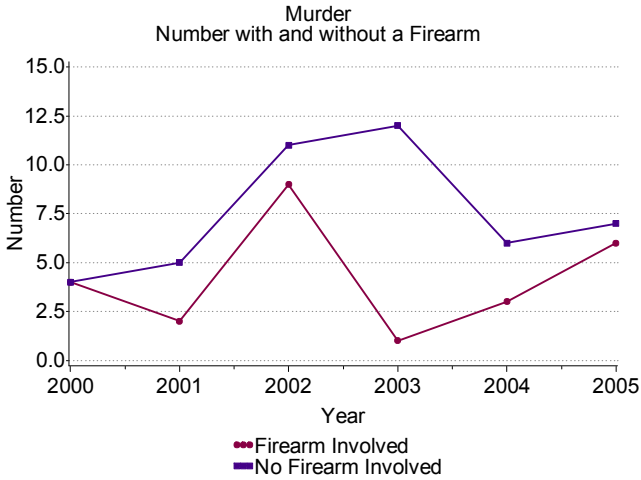
Note: UCR crime categories that can be categorized as involving firearms or not include: Murder, Aggravated Assault, and Robbery. Forcible Rape is not included in the calculation of "Violent Crimes w/ Firearm."

Report Source: [www.WACrimeStats.net](http://www.WACrimeStats.net) - developed and hosted by Looking Glass Analytics ([www.lgan.com](http://www.lgan.com))

Data Source: Washington Association of Sheriffs and Police Chiefs Uniform Crime Reporting (UCR) Department ([www.waspc.org](http://www.waspc.org))

# Firearm Crime Report: Spokane PD

## Murder



Murder		2000	2001	2002	2003	2004	2005
Number	Firearm Involved	4	2	9	1	3	6
	No Firearm Involved	4	5	11	12	6	7
	Total	8	7	20	13	9	13
Percent	Firearm Involved	50	28	45	7	33	46
	No Firearm Involved						
	Total						
Rate per 10,000	Firearm Involved	0	0	0	0	0	0
	No Firearm Involved	0	0	0	0	0	0
	Total	0	0	1	0	0	0

Note: "Murder" includes both murder and non-negligent manslaughter.

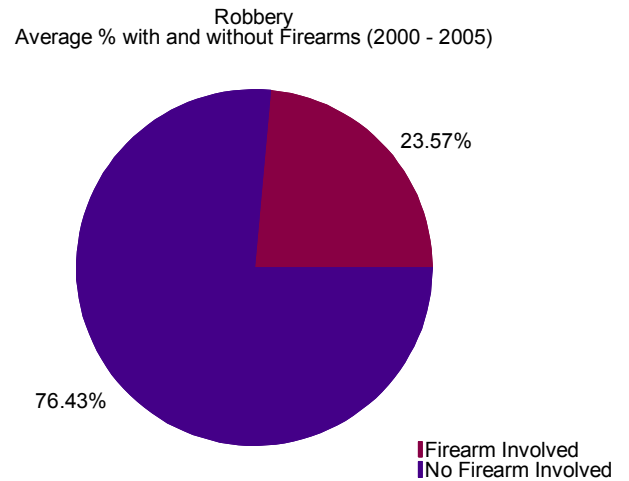
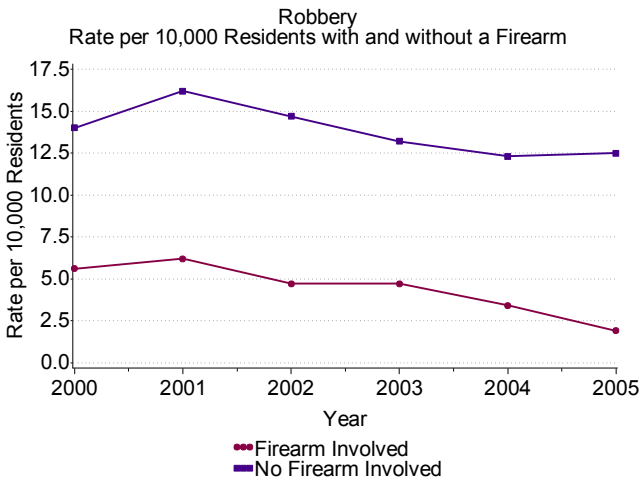
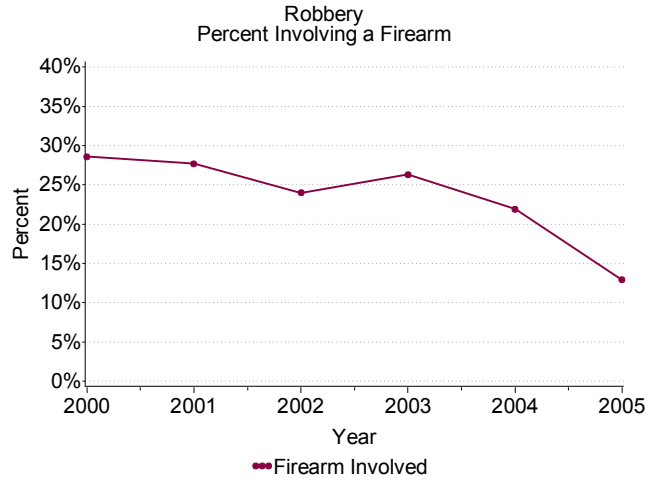
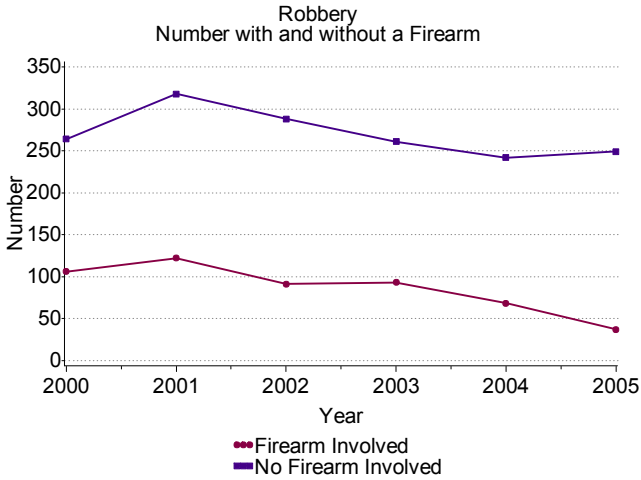
Note: UCR crime categories that can be categorized as involving firearms or not include: Murder, Aggravated Assault, and Robbery. Forcible Rape is not included in the calculation of "Violent Crimes w/ Firearm."

Report Source: [www.WACrimeStats.net](http://www.WACrimeStats.net) - developed and hosted by Looking Glass Analytics ([www.lgan.com](http://www.lgan.com))

Data Source: Washington Association of Sheriffs and Police Chiefs Uniform Crime Reporting (UCR) Department ([www.waspc.org](http://www.waspc.org))

# Firearm Crime Report: Spokane PD

## Robbery



Robbery		2000	2001	2002	2003	2004	2005
Number	Firearm Involved	106	122	91	93	68	37
	No Firearm Involved	264	318	288	261	242	249
	Total	370	440	379	354	310	286
Percent	Firearm Involved	28	27	24	26	21	12
	No Firearm Involved						
Rate per 10,000	Firearm Involved	5	6	4	4	3	1
	No Firearm Involved	14	16	14	13	12	12
	Total	19	22	19	17	15	14

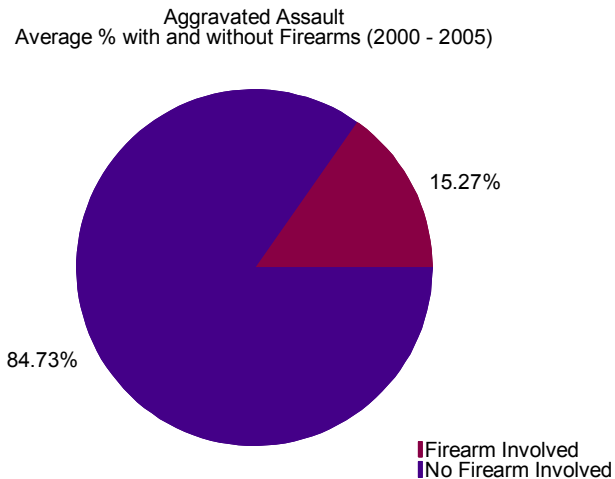
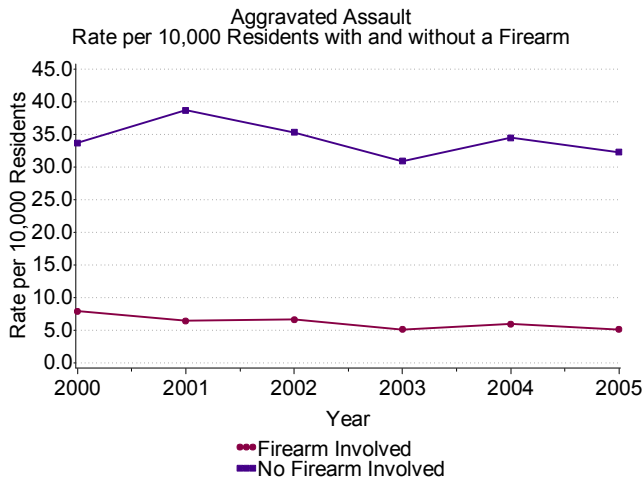
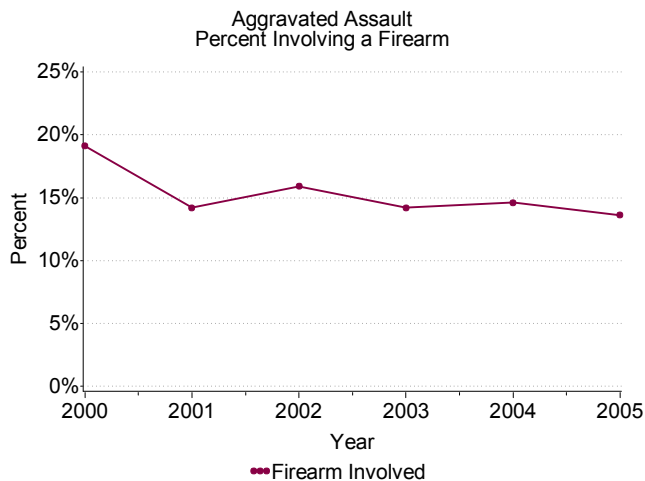
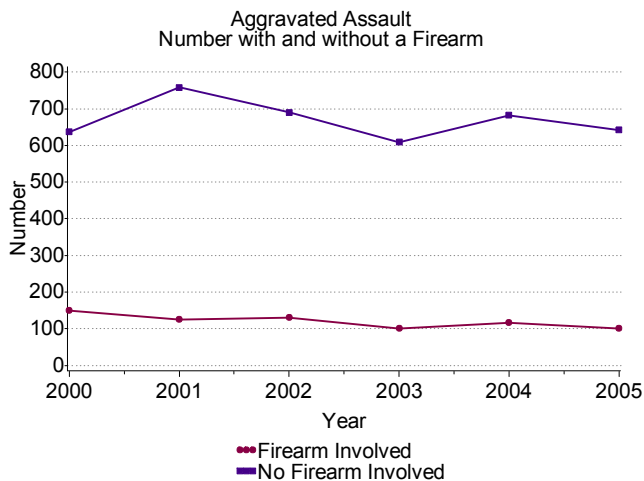
Note: UCR crime categories that can be categorized as involving firearms or not include: Murder, Aggravated Assault, and Robbery. Forcible Rape is not included in the calculation of "Violent Crimes w/ Firearm."

Report Source: www.WACrimeStats.net - developed and hosted by Looking Glass Analytics (www.lgan.com)

Data Source: Washington Association of Sheriffs and Police Chiefs Uniform Crime Reporting (UCR) Department (www.waspc.org)

# Firearm Crime Report: Spokane PD

## Aggravated Assault



Aggravated Assault		2000	2001	2002	2003	2004	2005
Number	Firearm Involved	150	125	130	101	117	101
	No Firearm Involved	637	758	690	609	682	642
	Total	787	883	820	710	799	743
Percent	Firearm Involved	19	14	15	14	14	13
	No Firearm Involved						
Rate per 10,000	Firearm Involved	7	6	6	5	5	5
	No Firearm Involved	33	38	35	30	34	32
	Total	41	45	41	36	40	37

Note: UCR crime categories that can be categorized as involving firearms or not include: Murder, Aggravated Assault, and Robbery. Forcible Rape is not included in the calculation of "Violent Crimes w/ Firearm."

Report Source: www.WACrimeStats.net - developed and hosted by Looking Glass Analytics (www.lgan.com)

Data Source: Washington Association of Sheriffs and Police Chiefs Uniform Crime Reporting (UCR) Department (www.waspc.org)